







THE INSTITUTE OF CHARTERED ACCOUNTANTS OF INDIA

(SETUP BY AN ACT OF PARLIAMENT)

The Institute of Chartered Accountants of India, ICAI Bhawan, Indraprastha Marg, Post Box No. 7100, NEW DELHI - 110 002

Intermediate Examination - January, 2025

ADMIT CARD

Candidate's Name: SAAD AHMAD		
Candidate's Address:		
COUCH AND CHEESE HOMESTEL, GATE NO3 PRISTINE PACIFIC SOCIETY, DALVI NAGAR AMBEGAON, BUDRUK PUNE, PUNE, MAHARASHTRA-411046, MAHARASHTRA, IND		
Roll No.	622361	
Exam / Group(s) / Unit*	Intermediate Group-II	 <p>Candidate's Signature</p>
City	PUNE - I	
Medium	ENGLISH	
Registration No	CRO0743363	
Mobile Number	9801088848	
Centre of Examination		
SMT. KASHIBAI NAVALE COLLEGE OF ENGINEERING SR. NO. 44/1 VADGAON (BK) OFF SINHGAD ROAD PUNE MAHARASHTRA 411041		 1254193373  Joint Secretary (Exams), ICAI

* Excluding valid exemption, if any. Please read the guidance notes at link <https://resource.cdn.icai.org/82792exam66864inter.pdf>

- The candidates are required to answer the MCQs on the OMR portion i.e. cover page of the descriptive answer book. Answers of MCQs written on other than OMR portion of the descriptive answer book or inside the descriptive answer book will not be evaluated.
 - In the case of Sectional Paper 3 & Paper 6 of Intermediate Examination, descriptive answers of Section A must be written in Section A answer book and descriptive answers of Section B must be written in Section B answer book only. However, the answer of MCQs of both the Sections must be marked on the OMR portion given on the cover page of Section A answer book only. Answers given in any other manner will not be evaluated.
 - THE CANDIDATE IS REQUIRED TO ENSURE THAT HE/SHE HAS WRITTEN/DARKEN CORRECT MCQ BOOKLET NUMBER IN THE OMR COVER PAGE OF THE ANSWER BOOK AS WELL AS ATTENDANCE REGISTER FAILING WHICH ICAI SHALL NOT BE RESPONSIBLE FOR ANY MISTAKE, IF DETECTED AT A LATER STAGE.
 - Candidates must write their MCQ booklet no. legibly wherever required failing which ICAI shall not be responsible for any mistake if detected at a later stage.
 - Please see the time table and acknowledgment record placed below.
 - If the Photo and/or Sign on the admit card is not clearly visible/well cropped you are advised to paste the photograph and affix signature on an A4 size paper quoting your Registration Number, Name, Course & Roll Number and get this page attested by a member of the Institute (member may indicate his/her Name, membership number, and office stamp while signing/attesting at the bottom of this page) and carry it to examination center, in duplicate, as proof of your identity. You will be required to hand over the original paper to the examination center, while retaining one copy of the same, for your record.
- Ensure that you upload the same photo/sign in the SSP before the commencement of exam which will then be used for printing Marksheet/Certificates.
- Entry Time: 13:30 IST, Reading Time 13:45 to 14:00 IST (Excluding MCQ based Paper), Last Entry Time: 14:15 IST, Exit Time: After Conclusion of the day's exam.



MOBILE PHONES OR ANY OTHER ELECTRONIC GADGETS / DEVICE INCLUDING SMART WATCH IN ANY FORM [EXCEPT THE CALCULATOR AS DEFINED IN PARA 23 OF THESE INSTRUCTIONS] ARE BANNED IN THE EXAMINATION CENTRES

TIME TABLE AND ACKNOWLEDGEMENT RECORD			
Day & Date of Examination	INTERMEDIATE EXAMINATION - SUBJECTS	Name of the Invigilator	Signature of the Invigilator
02.00 PM to 5.00 PM (IST)	Roll No.: 622361 Registration No.: CRO0743363	[For use at the Examination Centre]	[In confirmation of receipt of Answer book(s)]
GROUP - I			
Saturday, January 11, 2025	Paper 1: Advanced Accounting		
Monday, January 13, 2025	Paper 2: Corporate and Other Laws		
Wednesday, January 15, 2025	Paper 3: Taxation Section A: Income-Tax Law Section B: Goods and Services Tax(GST)		

GROUP - II			
Friday, January 17, 2025	Paper 4: Cost and Management Accounting		
Sunday, January 19, 2025	Paper 5: Auditing and Ethics		
Tuesday, January 21, 2025	Paper 6: Financial Management and Strategic Management Section A: Financial Management Section B: Strategic Management		

EXAMINATION TIMINGS OF CENTRES ABROAD EQUIVALENT INDIAN STANDARD TIME

Paper	Domestic Centres (IST)	Abu Dhabi, Dubai and Muscat (UAE Local Time)	Doha (Qatar Local Time) Bahrain and Kuwait	Kathmandu (Nepal Local Time)	Thimpu (Bhutan Local Time)
All Paper	2:00 PM to 5:00 PM	12:30 PM to 3:30 PM	11:30 AM to 2:30 PM	2:15 PM to 5:15 PM	2:30 PM to 5:30 PM

IMPORTANT: On conclusion of examinations, hand over Answer book to the invigilator. Do take signature of the invigilator as acknowledgment in the above table.

Discrepancy relating to exam, group, medium, centre, name spelling, registration number, Unit etc., should be reported in writing to the exam department so as to reach the Institute at least 7 (seven) days prior to the commencement of the examination. Help desk numbers are 0120-3054808, 3054819, 4953708. Email: intermediate_examhelpline@icai.in

IMPORTANT INSTRUCTIONS

THE INSTITUTE OF CHARTERED ACCOUNTANTS OF INDIA (EXAMINATION DEPARTMENT) INSTRUCTIONS TO EXAMINEES OF INTERMEDIATE EXAM –January, 2025

TIMING OF EXAMINATIONS: 02.00 PM TO 05.00 PM (IST) on all days.

Reading time(for descriptive question paper only) starts at 1.45 P.M (IST)

Do's	Don'ts
<ol style="list-style-type: none"> 1. Reach exam centre latest by 01:30 P.M.(IST). 2. Occupy the seat earmarked against your Roll Number. 3. Carry your own pen, HB Pencil, eraser, stapler, ink, blotting paper, scale, and battery operated noiseless/cordless portable calculator with upto 6 functions, 12 digits and upto two memories. 4. Use black ball point pen to write any information such as Roll no., Question Booklet Serial Number, Paper Number, Paper code viz. ABC or XYZ, Level of Exam etc in the boxes and darken appropriate circles underneath the boxes with good quality H.B. Pencil only. 5. Use HB pencil only to mark the answers in the OMR portion of the answer book. 6. Write Roll Number at specified place in the question paper and (main) answer book. 7. Check that the question paper bears the Code as displayed on the notice/black board / announced in the examination room/hall. 8. Check that the question paper is complete with reference to the number of pages mentioned thereon. 9. Write answers in the medium (English/Hindi) opted and mentioned on the Admit Card. 10. The answers of MCQs to be marked on the OMR portion i.e. cover page of descriptive answer book. Answers of MCQs written on other than OMR portion of the descriptive answer book or inside the descriptive answer book will not be evaluated. 11. WRITE MCQ BOOKLET NUMBER CORRECTLY IN THE ANSWER BOOK AS WELL AS IN THE ATTENDANCE REGISTER. 12. Mark ✓ tick against the question numbers attempted in the cages provided on the front/cover page of the answer book. 13. Submit Descriptive answer book without fail and take acknowledgment from the invigilator for submission of the same before leaving the exam hall. 14. Fasten all answer books including additional answer books used with a tag and also staple them. 15. Sign in the attendance register without fail and must write MCQ booklet number in OMR answer sheet and attendance register in all papers. 16. Question Papers of all papers comprise 2 Parts. Part I will comprise MCQs to the tune of 30 marks. Part II will comprise descriptive type questions to the tune of 70 marks. Ensure that you receive both the parts. In case you do not receive both the parts, bring it to the notice of the invigilator. 17. Carry MCQ Question Paper Booklets for Papers. 	<ol style="list-style-type: none"> 1. Use ink, other than black sketch pen, highlighter for underlining or highlighting. 2. Make/Write any notings/rough work on the question paper. 3. Carry any paper, book, notes or any other written material in the examination room/hall. 4. Write Roll Number or Registration Number or name anywhere (except on the front page of the answer book) in the answer book, including additional answer book(s), graph/blotting paper. 5. Make/write religious symbols/prayers like God's name, Guru's Name, OM, Swastika, 786 and the like anywhere in the answer book, including additional answer book(s), graph/blotting paper. 6. Write / make extraneous (irrelevant/ unrelated) notes/remarks, appeal for marks etc. 7. Carry printing models,,scientific calculator, mobile phones or any other electronic gadget/device in any form [except calculator] . 8. Exchange pen,pencil, eraser, question paper, scale, calculator etc. 9. Talk/communicate with any other examinees. 10. Tear off and carry any page/leaf from the answer book, including additional answer book. 11. Leave seat without permission. 12. Smoke, chew tobacco/betel nut, gum etc. 13. Write the answers of MCQs questions on other than OMR portion of the descriptive type answer books or in the MCQ booklet. 14. Write the answers of Section A in Section B answer booklet and vice versa for Paper 3 and Paper 6 of Intermediate Exam.